



FAST AND EASY TO INSTALL




Pedestrian Safety Barriers

PEDESTRIAN 150

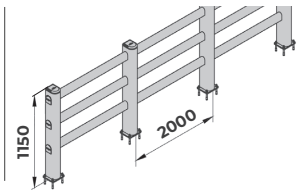


M12 GALVANISED STEEL



PED 150 2000x1150 MODULAR

Packing: unpacked on pallet
Colour: **B** **M**

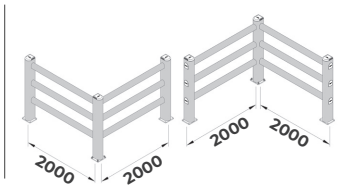


Equipped with accessories



PED 150 2000x1150 CORNER

Packing: unpacked on pallet
Colour: **B** **M**



Equipped with accessories

